

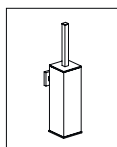
Aksesoria Omnires

PL Instrukcja montażu i konserwacji
 EN Installation and maintenance
 DE Montage- und Wartungsanleitung
 RU Инструкция по установке и уходу

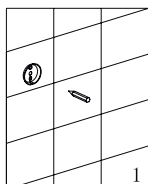

OMNIRE

Enjoy home, every day.

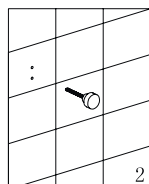
W zestawie / Included / Im Lieferumfang / В комплекте



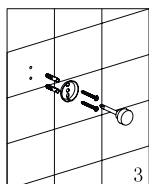
UNI UN10621



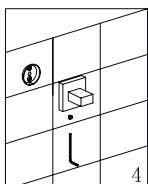
1



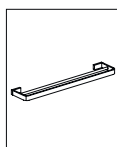
2



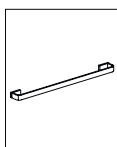
3



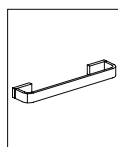
4



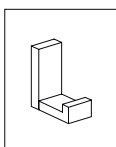
RENO RN42226



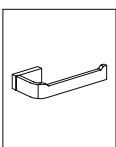
RENO RN42216



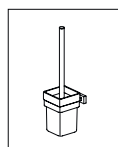
RENO RN42230



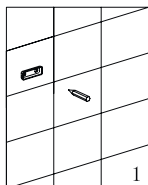
RENO RN42110



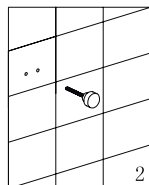
RENO RN42510



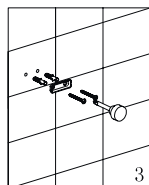
RENO RN42620



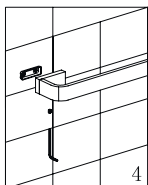
1



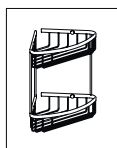
2



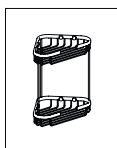
3



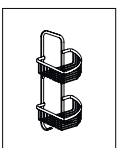
4



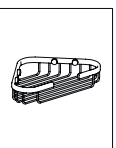
UNI UN3509



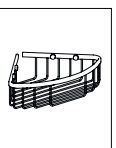
UNI UN3515A



UNI UN3510



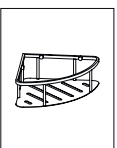
UNI UN3601



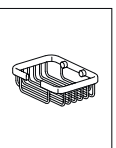
UNI UN3503



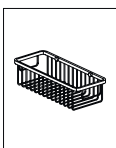
UNI UN3614



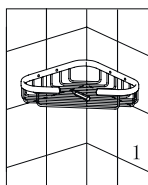
UNI UN3615



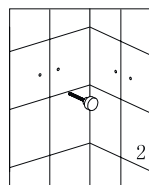
UNI UN3624



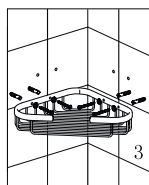
UNI UN3629



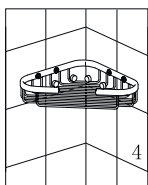
1



2



3



4

PL Czyszczenie i konserwacja

1. Do czyszczenia produktów nie należy stosować środków żrących lub ściernych.
2. Powierzchnię produktów przecierać miękką ściereczką nasączoną w roztworze łagodnego środka czyszczącego.

EN Cleaning and maintenance

1. The products should not be cleaned with any acidic or abrasive cleansers.
2. The products' surfaces should be cleaned with a soft cloth and a solution of a gentle cleanser.



DE Reinigung und Wartung

1. Zur Reinigung des Produkte dürfen keine aggressiven oder kratzenden Mittel verwendet werden.
2. Die Oberfläche des Produkte soll mittels eines mit mildem Reinigungsmittel getränkten Lappens abgewischt werden.

RU Очистка и уход

1. Для очистки продуктов избегать разъедающих и истирающих веществ.
2. Поверхность продуктов протирать мягкой тряпкой, намоченной в растворе деликатного моющего средства.